

chateau

by lamparke

rooted in style,
**designed to
last**

● ● ●
walk on art

effortless elegance


Searching for a laminate floor that radiates charm and energy? **chateau** by lamparke is crafted to captivate with its dynamic character and stunningly realistic wood aesthetics. Designed to infuse warmth and vibrancy into any space, **chateau** is the perfect blend of beauty and functionality.

With scratch-resistant technology and effortless maintenance, this floor is built for modern living. Easy to install and designed to last, it's an invitation to experience style without compromise.

Discover effortless elegance with **chateau** – where timeless design meets everyday practicality.



Discover the collection.



easy to maintain



easy to install



scratch resistant



compatible with underfloor heating



residential warranty 20 years



1835x 238 x 12 mm

Class 23/32 | AC4

Experience the elegance of **chateau** by lamparke, a stunning collection featuring five refined walnut-inspired designs. From light to dark shades, with warm browns, soft beiges, and cool greys, these floors are crafted to complement any interior style.

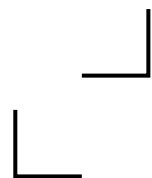
Designed for grandeur and sophistication, **chateau** features extra-long and extra-wide planks, creating a seamless, expansive look that enhances the sense of space. These planks not only bring visual elegance but also reduce installation time and minimize seams, delivering a flawless, high-end finish.



8210
Vineyard Dream



8205
Cool Grey





8211
Tree Scape


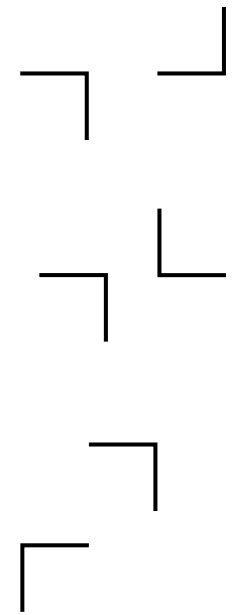


8206
Falcon Brown

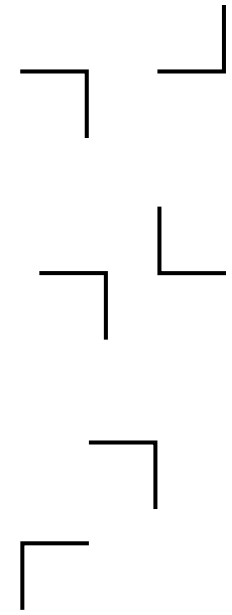


8208
Dew Berry

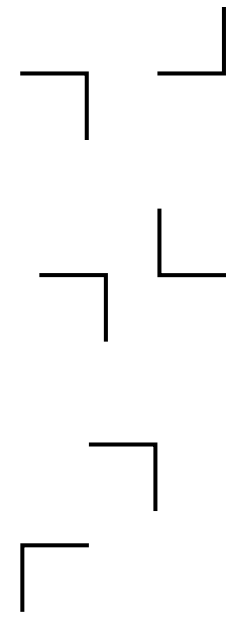





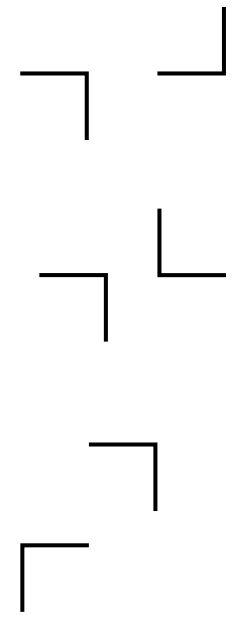
8210
Vineyard Dream



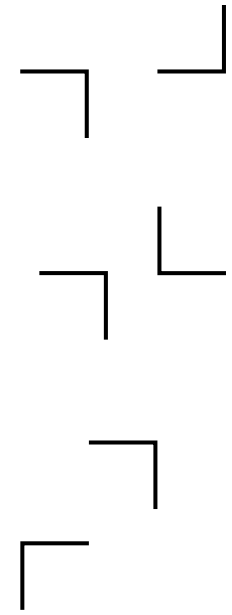
8211
Tree Scape



8205
Cool Grey



8206
Falcon Brown



8208
Dew Berry

version 01/2025

	contains	m ²	ft ²	weight
1 pack chateau	6 planks	2.62 m ²	28.21 ft ²	28.0 kg

product specifications

Dimensions	1835 x 238 mm
Total thickness	12 mm
Bevels	4
Click System	Unilin/Valinge
Level of use according to European standard EN10874	23 heavy domestic use
	32 general commercial use
Residential warranty	20 years
Commercial warranty	3-5 years

composition

Surface layer	Direct laminated paper, impregnated with melamine resin.
Substrate	High Density Fiberboard (HDF).
Backing	Direct laminated paper, impregnated with melamine resin.

test results

Abrasion resistance	EN13329	AC4 (IP≥4000)
Impact resistance	EN13329 ISO	small ball : ≥ 35 mm - big ball : ≥ 750 mm
Thickness swelling	24336 EN13501-1	≤ 18%
Fire resistance	EN7 17-1	Cfl-S1
Formaldehyde emission	EN13893 EN323	E1
Slip resistance	EN438	DS
Density	EN16581 EN425	>850 kg/m ³
Resistance to staining	ISO 8302	5 (groups 1+2) ; 4 (group 3)
Effect of a furniture leg		no damage (foot type 0)
Effect of a castor chair		no damage with type W wheels
Thermal resistance in combination with underlay Excellence Plus		0,08 m ² K/W – Suitable for floor heating/cooling.

